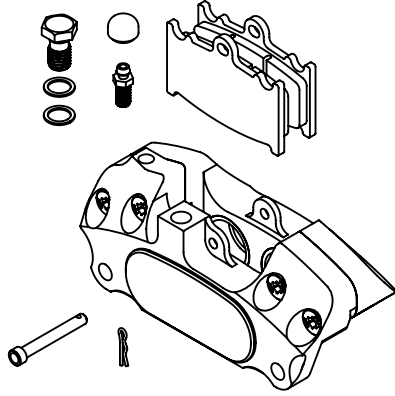


Caliper revision instructions

Thank you for purchasing this Moto-Master performance product. Please read these instructions carefully before attempting installation. *

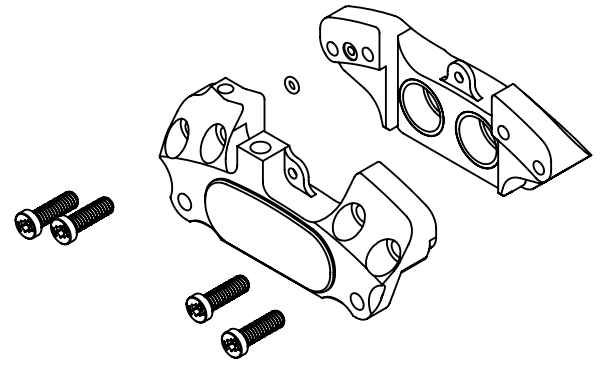
Step 1

Remove dust cap, bleeder nipple, banjo bolt and copper washers.
Remove clip, pin and then the brake pads.
Measure the thickness of friction material.
When the thickness is under 2mm, replace brake pads (099912).



Step 2

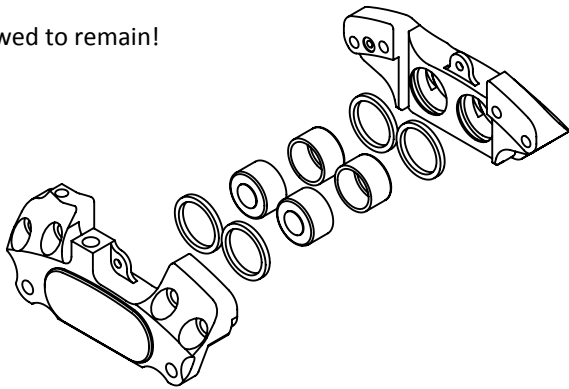
Remove caliper bolts and separate the caliper bodies.



Step 3

Remove old pistons and piston seals. Clean both caliper bodies with a non-aggressive chemical (no basic soda or brake cleaner).
Rinse and dry thoroughly.

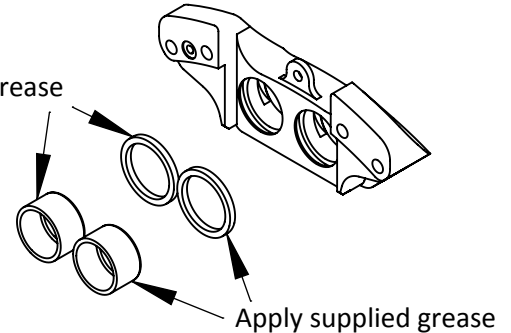
No water is allowed to remain!



Step 4

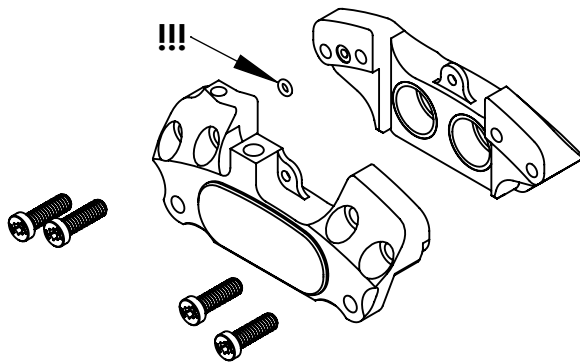
Apply special supplied grease on piston seal rings and the outside of the pistons. Insert piston seal rings followed by the pistons.

Apply supplied grease



Step 5

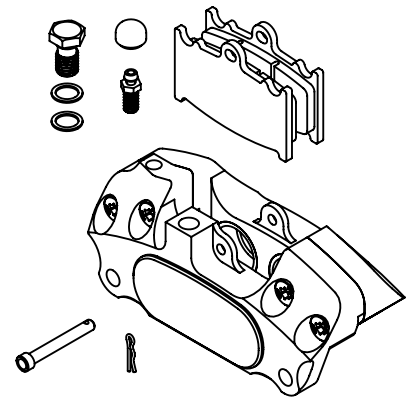
Reassemble caliper by bolting bodies together (22Nm + drop thread lock) with caliper body seal ring in between.



Step 6

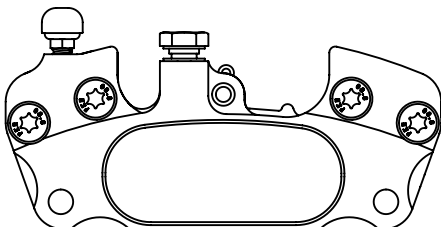
Reinstall bleeder nipple (10Nm), dust cap, banjo bolt (17Nm) and copper washers.

Reinstall the brake pads, pin and clip.



Step 7

Connect brake line and master cylinder. Refill the system with new DOT-4 brake fluid or higher and bleed so NO air can remain in the brake system.



Tightening torque mounting bolts caliper-adapter: 22Nm

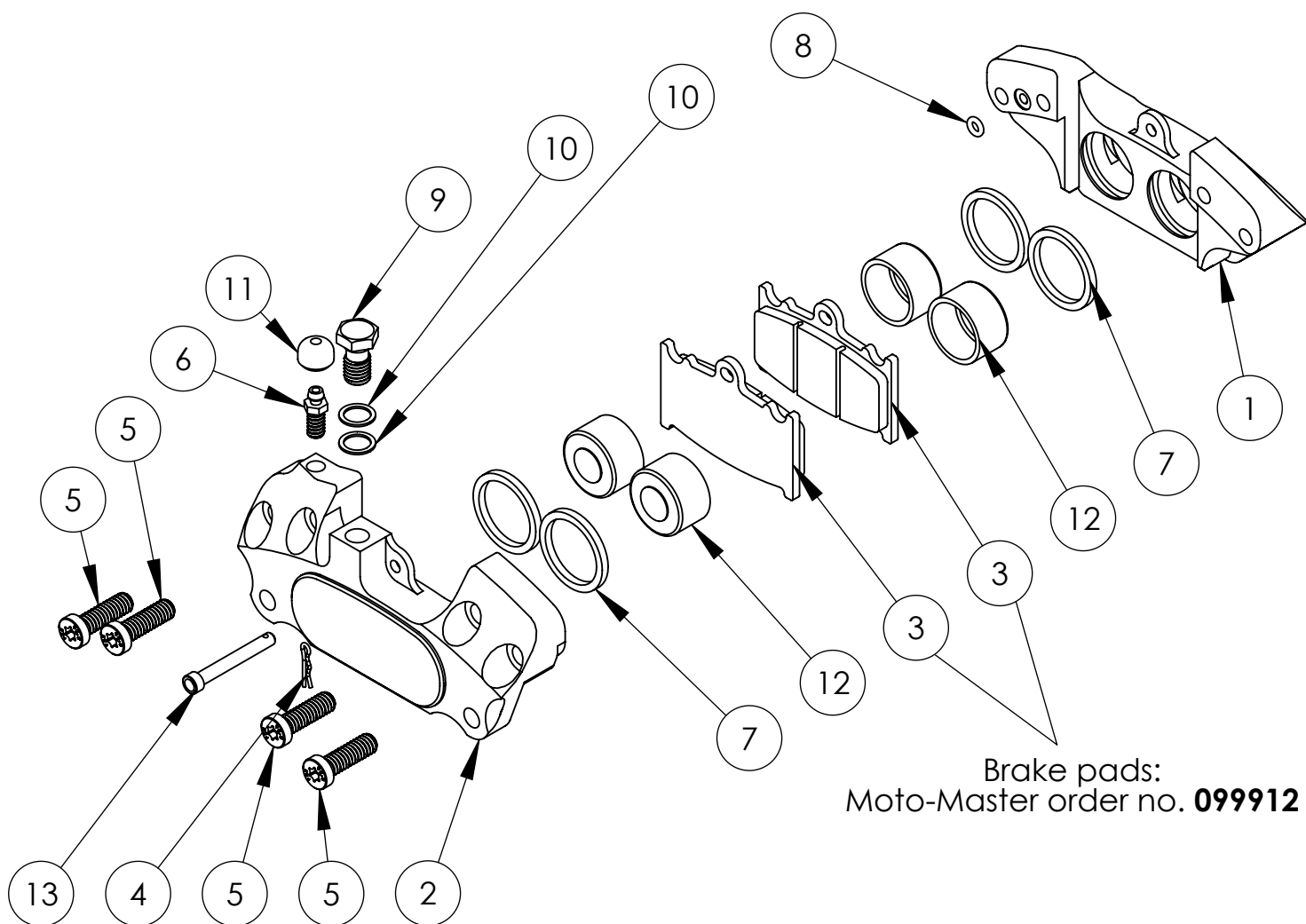
*Consult a certified dealer of professional mechanic if you are not fully qualified in motorcycle maintenance. Moto-Master cannot be held responsible for any damage or injury caused by incorrect product mounting, disregarding specifications and these instructions, or product mounting by an unqualified third party.



For more info, check:

www.moto-master.com

Moto-Master 4-piston Caliper SMR (010037)



ITEM NO.	DESCRIPTION
1	Caliper body (inside)
2	Caliper body (outside)
3	Brakepad 4-piston caliper
4	Clip
5	Caliper bolt (22Nm)
6	Bleed nipple (10Nm)
7	Piston seal ring
8	Caliper body seal ring
9	Banjo bolt (17Nm)
10	Copper seal ring
11	Dust cap bleed nipple
12	Caliper piston
13	Pin

Available service kits:

ARTICLE	DESCRIPTION	CONTENT
213051	Caliper revision kit	4, 5(4x), 6, 7(4x), 8, 9, 10(2x), 11, 12(4x), 13
213052	Pin + clip	13, 4
213013	Piston seal kit	7(4x), 8
213014	Bleed nipple + dust cap	6, 11

For more detailed instructions and info,
check our website:

www.moto-master.com